

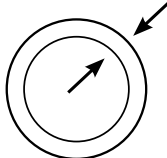
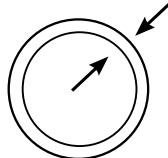




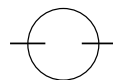
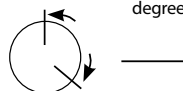



Round Post with Glass Clamps Order Form

Download this program
free at get.adobe.com/reader

1 Choose Post Type	2 Choose Wall Thickness	3 Choose Finish
<div style="display: flex; justify-content: space-around;"> <div style="text-align: center;">  <p>Flat</p> </div> <div style="text-align: center;">  <p>Angled</p> </div> </div>	<div style="display: flex; justify-content: space-around;"> <div style="text-align: center;">  <p>3.0mm</p> </div> <div style="text-align: center;">  <p>1.6mm</p> </div> </div>	<div style="display: flex; justify-content: space-around;"> <div style="text-align: center;">  <p>Satin Finish</p> </div> <div style="text-align: center;">  <p>Mirror Polish</p> </div> </div>

7 Holes Required	Specify number of holes required.
8 Hole Configuration	
<div style="text-align: center;">  <p>End Post</p> </div>	<div style="text-align: center;">  <p>Corner Post</p> </div>
<div style="text-align: center;">  <p>Intermediate</p> </div>	<div style="text-align: center;">  <p>Other</p> </div>
9 Specify Hole Size	
<p>Common hole sizes used</p> <ul style="list-style-type: none"> • 11/32" - Grommets • 11mm - 8mm Nut Rivet • 7.5mm - Swage Stud • 10mm - 6mm Nut Rivet • 4.0mm - 3.2mm Wire 	

No Yes	Name _____ Company _____
	Contact No. _____ Email _____
	Quote/Invoice No. _____ Date _____
<p style="text-align: center;">  Supplied by ProRig Hardware Pty Ltd Unit 2 / 89 West Burleigh Road, Burleigh Heads, Queensland 4220 Phone +61 7 5535 6333 Fax +61 5535 6566 Email info@prorig.com.au </p>	

Please fill out a new form for each different post type.